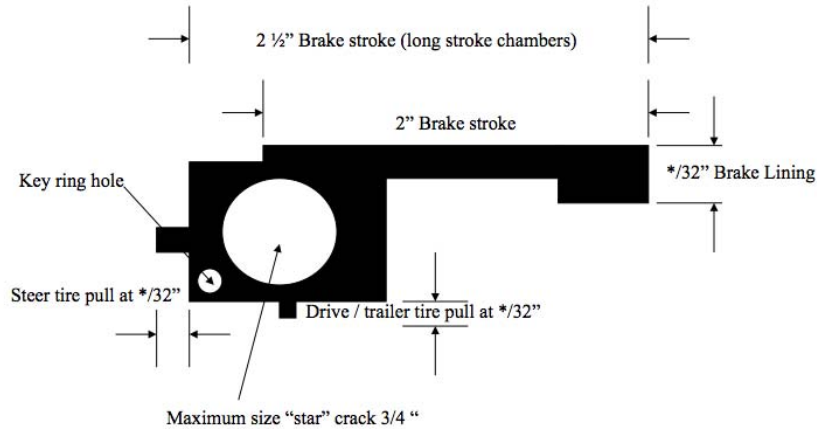



The Pocket Inspector

Doing a quality pre-trip, post-trip, DOT, or preventative maintenance inspection has never been easier!! A tool every driver, technician, and maintenance manager should have.



1. Checks tire depths instantly. No measuring device necessary. The "pocket inspector" can be custom made to company pull points. Simply insert the part of the tool designated for the tire being inspected. Studies have shown that a tire below 6/32" becomes much more vulnerable to pick up road debris.



2. Checks brake lining thickness quickly. Just insert the long end of the "pocket inspector" in between the drum and shoe table between the two linings.




CVSA out of service criteria is 8/32".

3. Checks damage to windshields. CVSA out of service criteria is a chip greater than $\frac{3}{4}$ " in diameter.



4. Checks brake stroke for both long stroke and short stroke chambers. The #1 inspection violation is out of adjustment brakes. Most don't check brake stroke, because they are "equipped with automatic brake adjusters". The "pocket inspector" makes checking brake stroke easy. Just mark the push rod with a grease pencil when the brakes are released, and the check the distance with the brakes set. Having two people, one to operate brakes and one to measure stroke, would be ideal but not often possible.



- Train drivers to do quality pre-post trip inspections.
- Reduce DOT inspection violations
- Reduce maintenance costs
- A great tool for auditing maintenance programs (are technicians pulling tires and brakes too soon?)
- By far the most inexpensive way to save money and increase safety

Visit : uniquetruck.com or call 1-800-777-4855 to purchase.

Customization and bulk discounts available!